




# SECURING YOUR HOME

CO  
vea Insurance

Your home is more than just the place to live; it's where you and your loved ones should feel safe and secure. Whether you're in a busy city or a quiet neighbourhood, security is priority. This guide outlines steps you can take to protect your home, deter intruders, and provide peace of mind.

## SECURING YOUR DOORS

As a primary entry point, securing your doors is one of the most important steps to protecting your home. Here are some suggestions of locks you can have on your doors to help make them more secure and harder to break into:



**Mortice Deadlock** – This is a lock designed to be fitted into the timber edge of a door and allows the door to be manually locked from both sides with a key. You can purchase a Mortice Deadlock from most DIY/Hardware stores, or online.

**Cylinder Rim Deadlock** – These are an alternative to the mortice deadlock, for use on external doors. These are surface mounted locks and are useful if a door is not thick enough to take a mortice deadlock. If you do opt for a lock of this type, you should fit one that is of high quality.

**Mortice Security Bolts** – These bolts are fitted into a door with a bolt that extends into the door frame to provide additional security.

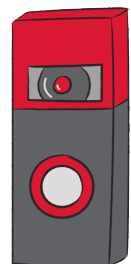
**Surface Mounted Bolts** – Similar to the mortice security bolt, but being surface mounted, should always be used in conjunction with a central security lock.

**Patio Door Locks** – It's important that patio doors have locks fitted that 'shoot' into the top and bottom of their framework to ensure that the door(s) cannot be lifted out.

### Other security measures on your doors:

**Spy-hole & door chain** – Fitting a spy-hole to the front door is also an effective way to secure your home as you can check who is knocking on your door before you answer. Alongside the spy-hole, you should fit a door chain, meaning you can answer the door safely to people you don't recognise.

**Smart video doorbell** – A smart video doorbell can give you peace of mind and act as a deterrent. They can be set up to alert you and record video footage of motion detected outside your home. It's also another way to check who's at your front door before answering it.



## SECURING YOUR WINDOWS

To prevent burglars entering through windows, ensure all ground floor windows and those accessible via flat roofs, drainpipes, or other vantage points are equipped with locks.

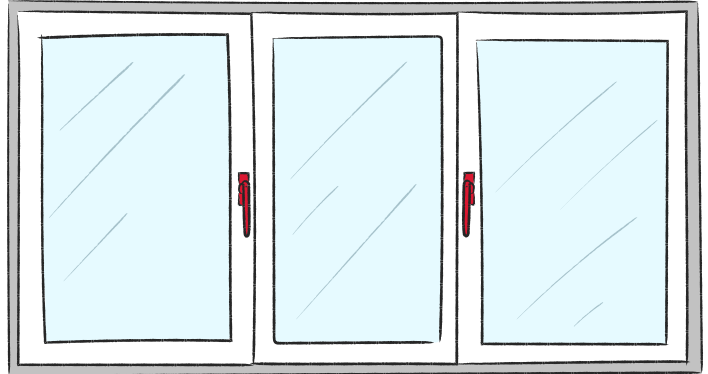
An exception to this is windows that serve as fire exits. These should not have locks, instead it's recommended you have them fitted with laminated glass.

When replacing windows, choose ones certified to British Standard BS7950 and consider laminated glass, as it's more difficult to break. Once installed, a forced entry would require breaking the entire pane of glass and climbing through.

Speaking to a local locksmith, will provide you with expert advice on suitable locks and devices, especially where special fitting may be needed. You can find an approved local locksmith on the Master Locksmiths Association website here:

[Find an approved local locksmith here](#)

**1 IN 3** BURGLARS  
ENTER THROUGH  
**A WINDOW**



## SECURING YOUR OUTBUILDINGS AND GARAGE

There are plenty of great security devices available for garages and outbuildings, so make sure to install and use them to keep your outbuildings secure all the time.


Some other tips to secure your outbuildings include:



Prevent access to the rear garden by fitting two metre fencing.



Prickly bushes planted along the boundaries will deter burglars.



Keep large shrubs and trees pruned back to prevent hiding places in your garden.




Try not to site pergolas, gazebos, garden sheds or bins near the house.

## INTRUDER ALARMS


Every home has its own security issues. Before setting up an alarm system, it's a good idea to have a specialist check out your property for any risks. This way, they can handle the threats and suggest the best system for your place.

It's also smart to get your home security reviewed every year. Make sure you hire a company that's approved by the National Security Inspectorate with NACOSS Gold approval or the Security Systems Alarm and Inspection Board. You can find approved companies on their websites.



## MORE TIPS TO KEEPING YOUR HOME SAFE


Even simple steps can make a big difference, so here are some easy tips to keep your home safe:




When you head out, make sure all your windows are shut tight and the locks are secure.



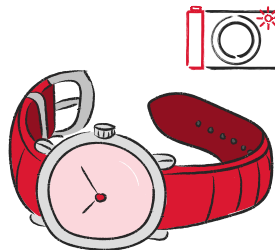
Use timer switches to turn on your lights after dark, whether you're on holiday, shopping, or just at work.




Install motion-sensor lights outside; they're a great way to scare off burglars.




Mark your valuable items with an ID that includes your postcode and house number or name.



Snap colour photos of valuable items like silverware, jewellery, and antiques to help with identification.



Write down serial numbers for electronics and bikes and keep a record of frame numbers.



Place your letterbox at least 16 inches away from the lock and consider a letterbox restrictor to stop burglars from fishing for keys.



Keep all your keys out of sight.