

IS YOUR CAR **SAFE** FOR THE ROADS?

Ensuring that your car is safe for the road is essential for your safety and the safety of others on the roads too! Regular maintenance checks and professional inspections can help you to avoid accidents, costly repairs and potential fines. This guide highlights all the important factors to consider on your car, to ensure its road ready.



CHECK AND MAINTAIN TYRES

Tyres are your car's primary contact with the road, and their condition directly impacts safety, fuel efficiency and handling of your car. Important things to check on your tyres are:

TREAD DEPTH – Tyre tread will be checked on your yearly MOT, but it's important to check your tyres in-between to ensure they are safe for the road. The legal minimum tread depth is 1.6mm, in the UK. However, 3mm is recommended for optimal safety. If you're unsure whether they need replacing, visit your local garage to check.

TYRE PRESSURE – It's recommended to check your tyre pressure at least once a month. Under inflated or overinflated tyres can reduce the handling of your car and increases the risk of blow-outs. You can normally find your vehicle's recommended tyre pressure on a sticker inside the driver's door, inside your fuel cap door or in the owner's manual.

TYRE WEAR – Regularly inspect your tyres for cuts, cracks or bulges. These can make the tyre weak and lead to blow-outs. Uneven wear may indicate you need alignment or rotation carried out, which a garage should be able to help with.

BRAKES

Brakes are extremely important to have in working order for you to be able to stop your car safely. Any signs of deterioration or malfunctioning needs immediate attention.

BRAKE PADS OR DISCS – Squeaking or grinding noises are signs that brake pads may be worn down. Brake discs can cause vibrations or pulsing in the brake pedal when they need replacing. It's important to visit your garage to resolve these issues quickly.

BRAKE FLUID – Low brake fluid can affect your braking power, so it's important to check the fluid level regularly and top it up if necessary, your local mechanic can help if you're unsure what to do. If you're needing to top it up regularly you should seek professional advice immediately!

BRAKE LIGHTS – Modern cars normally alert you of having a bulb out, but it's important to check your brake lights are in working order and functioning correctly to help warn other drivers behind you when slowing down or stopping.



LIGHTS AND INDICATORS

Working lights on your car is essential for visibility and communicating with other road users. Be sure to check both your high and low beams are working and are clean for best visibility. Also make sure your tail, brakes, signals, and fog lights are all in good working condition.



STEERING AND SUSPENSION

Your steering wheel should turn smoothly and not feel loose, pull to one side or cause unusual vibrations. If you have power steering, check or get a mechanic to check the fluid level, low fluid can make steering difficult.

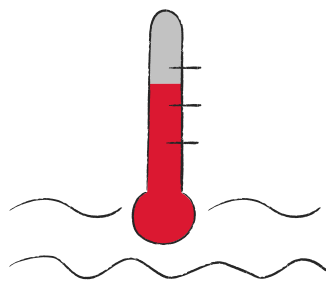
Ensure the suspension feels firm and absorbs bumps properly. Worn out shock absorbers can make the ride uncomfortable and unsafe too!

ENGINE AND FLUIDS

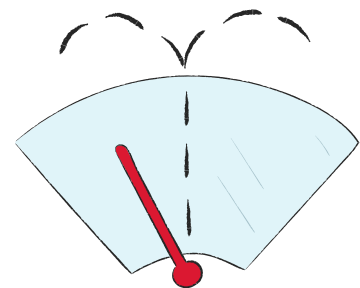
Keeping an eye on your engine and fluid levels can help prevent breakdowns and keep your car running smoothly between services and MOTs. If you're unsure how to check the levels of these fluids or where they can be found under your bonnet, you can ask your local garage or mechanic to show you.



ENGINE OIL – regularly check your engine oil level using the dipstick to ensure it's above the minimum but below the maximum.



COOLANT/ANTIFREEZE – It's important to ensure the coolant is topped up and that there are no leaks, as this prevents the engine from overheating.



SCREENWASH – Always keep this topped up, so you can use as and when required to help visibility.



DID YOU KNOW...

It's against the law to drive without screenwash!

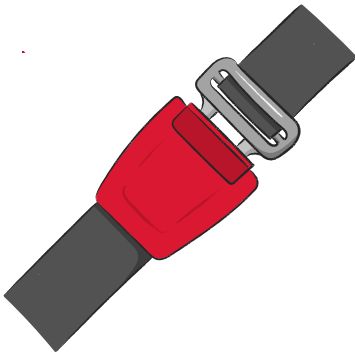
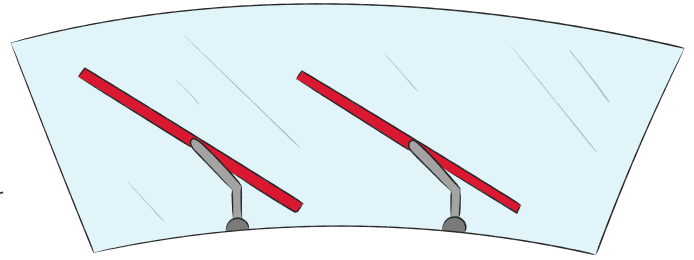
WIPERS AND WINDOWS

Having clear visibility of the road and your surroundings whilst driving is crucial, especially in adverse weather conditions.

WINDSCREEN WIPERS – Check your wiper blades for wear and tear, if they leave streaks or don't clear the window screen effectively, they need replacing.

WINDSCREEN CONDITION – Check for any chips or cracks on your windscreen. Even a small chip or crack can weaken the glass and obstruct your view. Get them repaired as soon as possible.

WINDSCREEN DEFROSTERS – Make sure your front and rear fans are working properly to defrost your screen efficiently.



SEATBELTS AND AIRBAGS

Seatbelts and airbags are important safety requirements in a car, designed to protect you in an accident. Ensure all seatbelts in your car retract properly and lock securely when fastened. If the airbag warning light is on, get your car checked immediately as this can indicate a malfunction.

Maintaining your car to ensure it's safe for the roads requires regular attention. Following this will help reduce the likelihood of breaking down or having an accident due to car issues. It will also improve your vehicles performance and ensure its compliant with the legal safety requirements. Alongside having car services and MOTs, all these highlighted points will keep your car in top shape and safe for the roads.

