



SECURING YOUR HOME WHILST YOU'RE AWAY



Holidays are a time to relax and enjoy yourself away from everyday life. However, leaving your home unoccupied can be a cause for concern. Follow the steps in this guide, to ensure your home is secure and reduce the risk of returning to find things have changed.


MAKE YOUR HOME LOOKS OCCUPIED

Making your house look occupied whilst you're away is important to make your home less of a target and to help prevent the risk of it being broken into. Here are some simple steps you can follow:

- **Set automatic timers for lights** – Having lights turn on in the evening by using automatic timers, whilst you are not there, creates an illusion from the outside that someone is home and makes your home less appealing to burglars.
- **Avoid closing curtains or blinds** – Although this provides security, privacy, and prevents anyone from looking in your property in the night, it highlights in the day that there is possibly no one home. Leave them open to maintain the appearance of activity inside your house.
- **Manage deliveries and post** – Cancel any regular parcels and subscriptions and refrain from ordering anything that might turn up whilst you are away. These parcels and post will accumulate on your doorstep and make it obvious to others that no one is home to collect them. If possible, ask a trusted neighbour or family member to pop by regularly to collect your post and look after it until you are home.
- **Main exterior appearance** – Before going away, try to spend some time to ensure your home looks well maintained and lived in. Just a simple task of cutting your grass and sweeping your pathways show that the house is occupied and cared for.
- **Home and pet sitters** – It's becoming more common to consider having someone move into your home while you're away. This is particularly advantageous if you have a pet, as a home/pet sitter can keep your pet in its familiar environment and maintain a presence in your home.



LOCK ALL DOORS & WINDOWS SECURELY




While locking your door when leaving your house is a routine task, it's crucial to ensure everything is securely locked when you're away for an extended period. Give yourself plenty of time when locking up to check all windows and doors are closed and locked. Avoid leaving keys in door locks, store them somewhere safe and out of sight.

Also ensure you do not leave spare keys in the common hiding spots; there is the potential possibility that your home insurance will not cover you if a burglar lets themselves in!

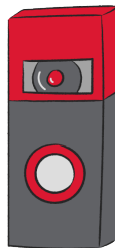
HOME SECURITY

Having extra security measures, such as having a house alarm, smart doorbell and other security cameras is a good deterrent to burglars. These devices make it more difficult for intruders to enter your home unnoticed and unheard by yourself and neighbours.


Additionally, installing sensor activated security lights in poorly lit areas around your house is a sensible idea. Intruders will likely be discouraged from attempting to break in if the area suddenly becomes well-lit and visible as this, again, suggests that somebody is occupying the house.




HOUSE ALARM



SMART DOORBELL



SECURITY CAMERAS



SECURITY LIGHTS

HIDING VALUABLES & TOOLS

Keep valuables out of sight from windows and doors to avoid making your home an attractive target for burglars. Leaving valuable items visible can entice intruders.

Additionally, ensure no tools are left outside whilst you are not at home for a length of time. Not only could these tools be stolen, but they could also be used to break into your home!




TURN OFF THE WATER & UNPLUG UNUSED APPLIANCES

Worrying about burglary when going away on holiday is common, however it's equally important to take measures to protect your home from water damage and fire.

To minimise the risk of leaks whilst you are away, turn your water off by your home's stop clock. If you are going on holiday during the winter months, leave your boiler on and set the heating to come on periodically at a low temperature to prevent pipes from freezing, which can cause damage and leaks.

Also make sure to turn off and unplug all unnecessary appliances to reduce the risk of fire. While it is essential to keep your fridge and freezer on, unplugging other devices can prevent potential fire hazards whilst saving energy and money.



KEEP YOUR PLANS TO YOURSELF

While it can be tempting to post about your holiday adventures on social media, doing so without the correct privacy settings can expose your plans to the wrong people. Sharing pictures whilst you are still away signals that your home is unoccupied. It is recommended to wait until you are back home to update your socials with the memories you have made.

If you live in a neighbourhood watch area or have a trustworthy neighbour, it can be beneficial to let them know you are going away. This means they can keep an eye out for you in case of any suspicious behaviour or unusual activity around your home. They also might be happy to do a few jobs like water your plants and parking spare cars on your drive, to help give the view that somebody is home.

Following these steps will hopefully reduce the risk of anything happening to your home whilst away. Allowing you to have peace of mind and to enjoy your travels!

